

ADVANCED DETECTION SYSTEMS

QUALITY CONVEYORS

WITH COMPONENTS THAT YOU CAN RELY ON




Intralox 1100 Series
Conveyor belt


Stainless Steel Material
Chain and guard

Washdown Motor
Is totally enclosed and fan cooled. Stainless steel shaft and coated aluminum gear reducer

Quality Construction
All welded throughout




Detect Alert Beacon
Visual light and audible horn




Tubular Frame
Provides easy access to all critical points for quick and easy cleanup

Motor Starter
Watertight and corrosion resistant enclosure seal



Stainless Steel Ball Bearings
Situated inside polymer housing



Articulated Rubber Foot
Optional casters are available if required

Optional Reject Systems
Designed exactly for your application needs

FEATURES AND BENEFITS OF OUR CONVEYORS

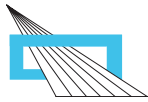
- Stainless steel components designed to provide many years of reliable performance for your applications
- Heavy duty welded construction, and minimal-maintenance conveyors, ensure long term integrity



www.adsdetection.com

phone: 414-672-0553 • fax: 414-672-1283 • sales@adsdetection.com

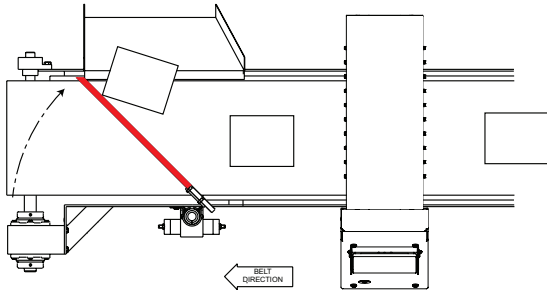
©Advanced Detection Systems, 2018



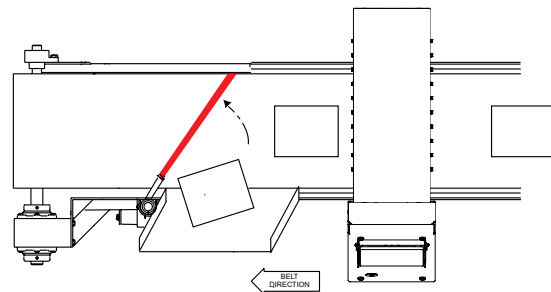
ADVANCED DETECTION SYSTEMS

OUR REJECT DEVICES

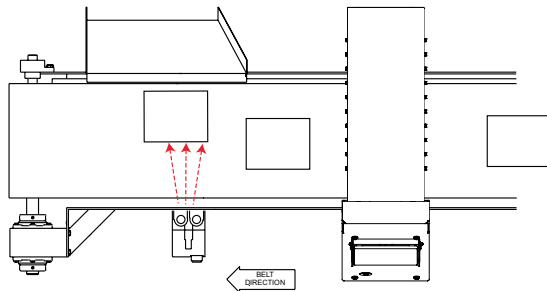
SWEEP ARM



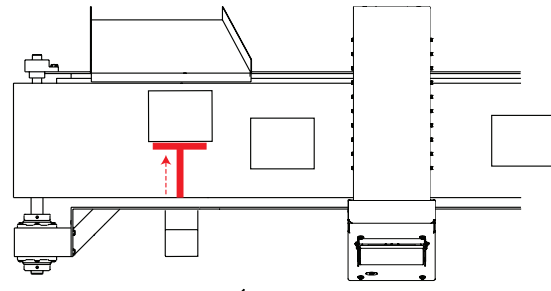
DIVERT ARM



AIR BLAST

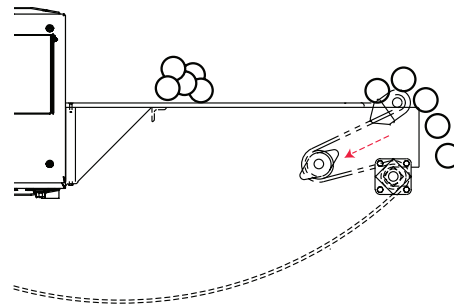
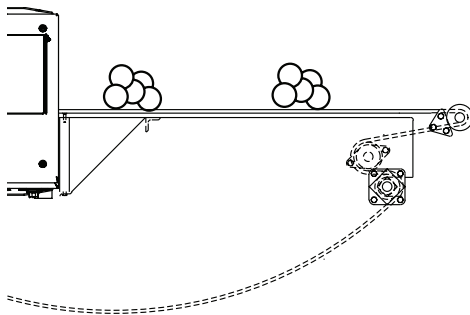


PUSH ARM (RAM)



Push arm also available in alternate side design.

RETRACTING PULLEY



FLOP GATE

